

Specification

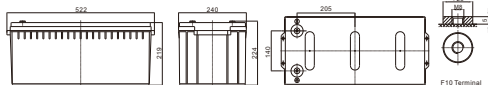
Cells Per Unit	6
Voltage Per Unit	12
Capacity	200Ah@20hr-rate to 1.75V per cell @25°C
Internal Resistance	Approx. 5.2 mΩ
Terminal	M8
Max. Discharge Current	2000A (5 sec)
Design Life	15 years (floating charge)
Maximum Charging Current	40.0A
Reference Capacity	C3 136.5AH
	C5 151.5AH
	C10 174.0AH
	C20 200.0AH
Float Charging Voltage	13.6 V~13.8 V @ 25°C Temperature Compensation: -3mV/C/Cell
Cycle Use Voltage	14.5 V~14.9 V @ 25°C Temperature Compensation: -4mV/C/Cell
Operating Temperature Range	Discharge: -40°C~60°C
	Charge: -20°C~50°C Storage: -40°C~60°C
Normal Operating Temperature Range	25°C ± 5°C
Self Discharge	Less than 3% at 25°C per month
Container Material	A.B.S. UL94-HB, UL94-V0 Optional.



Application

- Solar/Wind Power System
- Uninterruptible Power Supplies (UPS)
- Electric Power Systems (EPS)
- Emergency Backup Power Supplies
- Communication Power Supplies
- DC Power Supplies
- Auto Control System

Dimensions



Length	522±1mm (20.6 inches)
Width	240±1mm (9.45 inches)
Height	219±1mm (8.62 inches)
Total Height	224±1mm (8.82 inches)
Terminal	Value
M8	6~7 N°m
M6	8~10 N°m
M8	10~12 N°m

Unit: mm

Constant Current Discharge Characteristics : A[25°C]

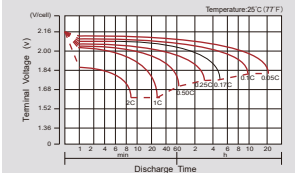
F.V/Time	15min	30min	1h	2h	3h	4h	5h	8h	10h	20h
1.60V	273.6	183.4	111.8	66.9	46.2	37.9	31.0	21.4	18.1	11.0
1.65V	268.0	181.8	111.3	66.4	46.1	37.7	30.8	21.2	17.9	10.6
1.70V	263.8	180.7	110.2	65.9	45.7	37.5	30.7	21.0	17.7	10.3
1.75V	254.1	177.9	109.2	65.4	45.5	37.2	30.3	20.8	17.5	10.0
1.80V	237.0	171.7	106.6	64.2	44.3	36.3	29.7	20.5	17.4	9.40
1.85V	215.0	162.4	101.3	61.4	42.3	34.6	28.5	19.6	16.8	9.00

Constant Power Discharge Characteristics : WPC[25°C]

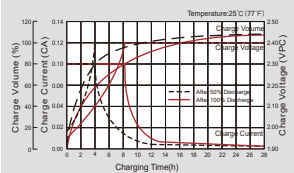
F.V/Time	15min	30min	1h	2h	3h	4h	5h	8h	10h	20h
1.60V	502	348	215	131	91.8	75.3	61.7	42.5	36.0	19.5
1.65V	494	344	215	131	91.7	75.2	61.5	42.3	35.8	19.1
1.70V	488	345	213	130	91.3	75.0	61.3	42.0	35.4	18.8
1.75V	471	341	211	129	91.0	74.3	60.6	41.7	35.1	18.4
1.80V	440	330	207	127	88.5	72.6	59.5	41.0	34.7	18.1
1.85V	401	313	198	123	84.7	69.1	56.9	39.3	33.7	17.0

Note: The above characteristics data are average values obtained within three charge/discharge cycle not the minimum values.

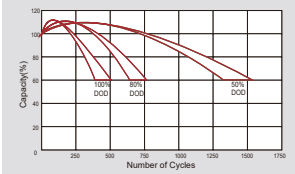
Discharge Characteristics Curve



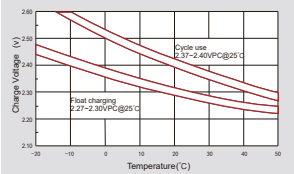
Charge Characteristic Curve for Cycle Use(IU)



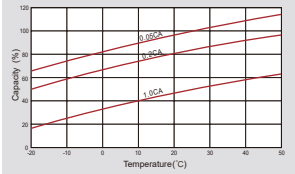
Cycle Life in Relation to Depth of Discharge



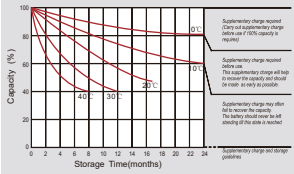
Relationship Between Charging Voltage and Temperature



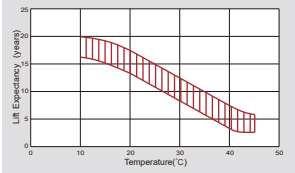
Temperature Effects on Capacity



Storage Characteristics



Effect of Temperature on Long Term Life



Relationship of OCV And State of Charge(20°C)

